



08 a 11 de Outubro de 2018
Instituto Federal Fluminense
Búzios - RJ

COMPARISON BETWEEN DIFFERENTIAL EVOLUTION AND SIMULATED ANNEALING ALGORITHMS APPLIED TO THE CONSTRUCTURAL DESIGN OF DOUBLE-T SHAPED CAVITIES

Gill V. Gonzales^{1,2} - gillgonzales@ifsul.edu.br

Liércio A. Isoldi² - liercioisoldi@furg.br

Luiz A. Oliveira Rocha⁴ - luizor@unisinos.br

Elizaldo D. dos Santos² - elizaldosantos@furg.br

Antônio J. Silva Neto³ - ajsneto@iprj.uerj.br

¹Instituto Federal Sul-Rio-Grandense - Campus Santana do Livramento, RS, Brazil

²Universidade Federal do Rio Grande - PPG em Modelagem Computacional, Rio Grande, RS, Brazil

³Universidade do Estado do Rio de Janeiro, Instituto Politécnico, Nova Friburgo, RJ, Brazil

⁴Universidade do Vale do Rio dos Sinos - PPG em Engenharia Mecânica – São Leopoldo, RS, Brasil

Abstract. *In this paper it is analyzed the application of two meta-heuristic methods, Differential Evolution and Simulated Annealing, for the geometric optimization of a complex cavity intruded into a heat conducting solid wall. The geometric evaluation is performed with the Constructural Design method, which is used to define the performance parameter, constraints and degrees of freedom of the problem to be optimized. The main purpose of this work is the comparison between the results of these two meta-heuristics, mainly for reproduction of the effect of degrees of freedom over the thermal performance of the studied problem. The experiment consists on the simulation of thirty runs for each algorithm, with different values for the configuration parameters, and also four versions of Differential Evolution and five versions of Simulated Annealing. The optimization results show that the meta-heuristic algorithms and their parameter configurations are important for proper prediction of the effect of degrees of freedom over the thermal performance and definition of system design. Results also indicated that one of the Differential Evolution algorithms led to the best and most robust performance. Therefore, the significant contribution here is the recommendation of the more reliable meta-heuristic, and its correct parameters for the studied problem.*

Keywords: *Heat Transfer, Constructural Design, Simulated Annealing, Differential Evolution, Geometric Optimization*

1. INTRODUCTION

The geometric optimization of cooling cavities inside a solid body, with heat generation using Constructural Design for geometric evaluation, was first proposed by Biserni *et al.* (2004).

In that study, C and T-shaped cavities were investigated. Constructal Design is a method used to prove that the design of all flow systems of finite dimensions can be predicted by a physical principle named Constructal Law (Bejan, 1997). Such principle determines the shapes and structures that emerge in nature. The Constructal Law explains that for a finite-size flow system to persist in time (to survive), its configuration must evolve in such a way that it provides easier access to the currents that flow through it (Bejan, 1997). The CD method is not an optimization method, but a method for geometrical evaluation based on performance indicators and constraints (physical, geometrical). More precisely, the method has been used in the definition of the search space, which must be investigated with an optimization method, e.g., Exhaustive Search (ES). In this method, all geometric possibilities are evaluated considering an increment of variation of the geometric parameters. However, its use becomes prohibitive for complex shapes (with several degrees of freedom) due to the high computational effort (Gonzales *et al.*, 2015b).

After the pioneer work of Biserni *et al.* (2004), more complex shapes have been investigated using CD associated with ES. For instance, Biserni *et al.* (2007) studied H-shaped cavities. The comparison between different shapes of cavities, keeping the same constraints, has indicated that as more complex the cavity shape is, the best is the thermal performance of the system (for systems with high intensity). Examples of this behavior can be seen in recent studies of complex and several cavities (Xie *et al.*, 2010; Lorenzini *et al.*, 2012, 2014). However, complex cavities need more degrees of freedom, and require more computational effort in the optimization process. Therefore, for complex cavities, meta-heuristic methods have been used as an alternative for geometrical evaluation, allowing the study of many degrees of freedom. Lorenzini *et al.* (2014) used Genetic Algorithm (GA) to optimize a complex Y-shaped cavity considering the effect of a convective parameter over the problem design. The GA was also associated with CD for geometric optimization of morphing fins coupled with a trapezoidal heat generating body in the study of Biserni *et al.* (2017). Gonzales *et al.* (2015b) analyzed the performance of different parameters of Simulated Annealing (SA) algorithm in the geometric optimization of a Y-shaped cavity. The work of Gonzales *et al.* (2015b) compared various parameters of the Cooling Schedule (CS) for SA algorithm. It was noticed that hybrid parameters led to the best thermal performances and improved the representation of the geometric parameters effect over thermal performance of the studied problem. Recently, Gonzales *et al.* (2017) performed a comparison between the Luus-Jaakola and SA algorithms with hybrid parameters of CS applied in the Double-T shaped cavity optimization. Results showed that the best performance was reached with the SA algorithm with hybrid parameters for Cooling Schedule.

In the present work, the SA meta-heuristic is compared with the Differential Evolution (DE) algorithm for the geometric optimization of the Double-T shaped cavity. The main purpose of the system is to minimize the maximal excess of temperature in the solid domain. The Double-T Shaped cavity was first proposed by Gonzales *et al.* (2015a), and the SA was used in the geometric optimization. The two algorithms are performed with distinct parameters, and then the comparison is made between the variations of SA and DE. The best versions for each meta-heuristic are then compared. The SA variations differ in the Cooling Schedule (CS) parameter, and five distinct CS are investigated. Different versions of the DE algorithm are also compared. The DE variations differ in the crossover and mutation operators, and four DE algorithms are performed. The double-T shaped cavity has five degrees of freedom (DOFs) that define the cavity geometry (H/L , H_0/L_0 , H_1/L_1 , H_2/L_2 and S_1/H_0). Four and five DOFs are optimized, and each algorithm yields the curve of the effect of DOF over optimal geometry and thermal performance. The results for each algorithm are registered in a database and analyzed.

Therefore, the comparison between the results of the algorithms is performed through the effect of DOF over optimal geometry, not only using the minimal maximum excess of temperature. Then, it is evaluated here the algorithm that is more able to reproduce the effect of the degrees of freedom over the performance of the system.

2. MATHEMATICAL AND NUMERICAL MODELS

Figure 1 shows the heat transfer problem of interest, that consists in a conducting body in the two-dimensional configuration, with the third dimension, with length W , perpendicular to the plane of the figure. The solid domain has a constant and uniform internal heat generation with the volumetric rate given by q''' (Wm^{-3}). The solid has a constant thermal conductivity k . The outer surfaces of the solid are perfectly insulated, corresponding to adiabatic conditions. In this case, the heat can only be removed through the Double-T shaped cavity, which is kept at a minimum temperature (θ_{min}). The minimal temperature of the cavity may be kept with the flow of refrigerant fluid through the cavity, changing phase at a low temperature. For the sake of simplicity, the heat transfer coefficient on the cavity wall is assumed to be sufficiently large so that the convective resistance can be neglected in comparison to the solid conduction resistance.

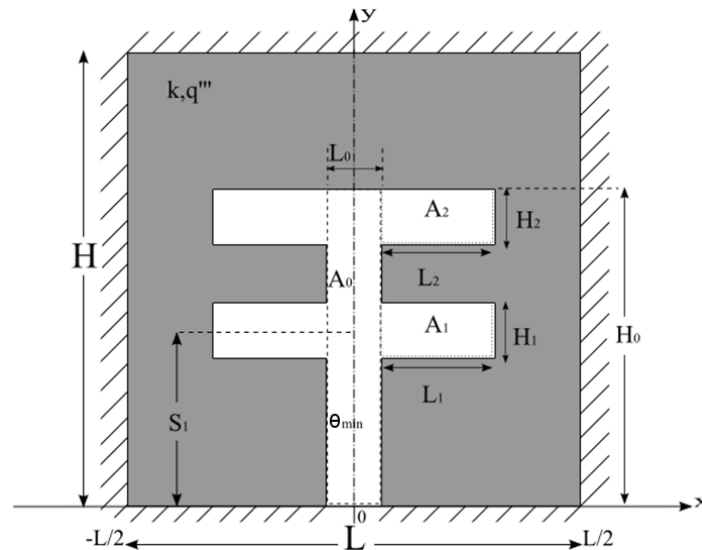


Figure 1- Computational domain of Double-T shaped cavity.

The objective of the analysis is to determine the optimal geometry (H/L , H_0/L_0 , H_1/L_1 , H_2/L_2 and S_1/H_0) that is characterized by the minimum global thermal resistance $(\theta_{max} - \theta_{min})/(q''' A)$. According to the CD the geometric evaluation can be subjected to total and cavity areas constraints, represented respectively by:

$$A = HL \quad (1)$$

$$A_c = A_0 + 2A_1 + 2A_2 \quad (2)$$

The fraction of the cavity area with respect to the total area is given by:

$$\phi_c = A_c/A \quad (3)$$

For the determination of the temperature field in the solid domain, it is necessary to solve the heat conduction equation given in the dimensionless form by:

$$\frac{\partial^2 \theta}{\partial \tilde{x}^2} + \frac{\partial^2 \theta}{\partial \tilde{y}^2} + 1 = 0 \quad (4)$$

For the sake of brevity, the equations with dimensionless variables and the equations of boundary conditions of minimum temperature are not reproduced here. More details can be seen in the work of Gonzales *et al.* (2015a). The aim is to minimize the maximal excess temperature represented by the following equation:

$$\tilde{\theta}_{max} = \frac{\theta_{max} - \theta_{min}}{q''' \cdot \frac{A}{k}} \quad (5)$$

The determination of $\tilde{\theta}_{max}$ is needed to optimize the five degrees of freedom (H/L , H_0/L_0 , H_1/L_1 , H_2/L_2 and S_1/H_0) submitted to the corresponding constraints of the cavity area (ϕ_c , ϕ_1 and ϕ_2) and the total solid area. Where ϕ_1 and ϕ_2 represent the dimensionless area of each branch of the Double-T shaped cavity. In this paper five DOFs are optimized. The function represented by Eq. (5) is determined numerically by solving Eq. (4) for the temperature field in every assumed configuration (H/L , H_0/L_0 , H_1/L_1 , H_2/L_2 and S_1/H_0), and calculating $\tilde{\theta}_{max}$ to see whether its value may be minimized by varying the configuration. The numerical solution is performed with the Finite Element Method (FEM)(Reddy and Gartling, 1994), based on linear triangular elements, available in the MATLAB[®] environment, with the PDE (partial-differential-equations) toolbox.

3. GEOMETRIC OPTIMIZATION

The CD method is employed to determine the values for the objectives and constraints chosen, as well as, the search space and the degrees of freedom (DOFs). With the optimization problem defined, the search for the optimal geometry was performed with two optimization algorithms, SA and DE. The parameters for the two heuristic methods applied are also investigated. Therefore, the results are compared in order to indicate the best method for the problem evaluated here. The SA algorithm, proposed by Kirkpatrick *et al.* (1983), has as main parameter the function that controls the temperature decay, named Cooling Schedule. Five different Cooling Schedule (CS) functions are tested in this study, the traditional schedules Boltz and Exponential, implemented in the MATLAB[®] optimization toolbox, and named here respectively as SAEX and SABO. Also hybrid CS are investigated (BoltzExp, ConstExp1, and ConstExp2) proposed by Gonzales *et al.* (2015a,b), named respectively as SABE, SAC1 and SAC2. The DE is an evolutionary-based algorithm proposed by Storn and Price (1997) for continuous spaces. In this work, the DE algorithm is also varied in four versions, two versions with the basic DE strategy for mutation operator named DE/rand/1/bin and two versions with the DE/best/2/bin variant of mutation operator (Storn and Price, 1997). The algorithms named DE1 and DE2 are variants of the basic DE strategy, and the versions named here as DE3 and DE4 have the approach of DE/best/2/bin. The DE heuristic has two more parameters varied in this paper, the Crossover (CR) rate, and the factor F , which controls the amplification of differential variation. The DE1 and DE4 have the factors $F = 1.5$ and $CR = 0.7$, while the DE2 and DE3 versions uses the factors $F = 2$ and $CR = 0.9$.

The geometric optimization of Double-T shaped cavity is realized by the variation of the parameters that define its geometry and, according to the CD method, this process must be submitted to constraints. The cavity studied here has nine variables (H , L , H_0 , L_0 , H_1 , L_1 , H_2 , L_2 and S_1) and four constraints (A , ϕ_c , ϕ_1 and ϕ_2). Then, five degrees of freedom are required to closure the equation system which defines the geometry (H/L , H_0/L_0 , H_1/L_1 , H_2/L_2 and S_1/H_0). The optimization process is concentrated in four and five DOFs since these conditions represent the most critical situations of evaluation. Firstly, the four DOFs optimization is performed by the optimization of the three DOFs (H_1/L_1 , H_2/L_2 and S_1/H_0) for ten different values of H_0/L_0 , keeping fixed $H/L = 1$, and the four study constraints are kept as $A = 1$, $\phi_c = 0.1$; $\phi_1 = 0.015$; and $\phi_2 = 0.015$. The five DOFs optimization is performed by the optimization of four DOFs (H_0/L_0 , H_1/L_1 , H_2/L_2 and S_1/H_0), for nineteen different values of H/L . The constraints are kept with the same values used in the four DOFs optimization. Therefore, at the end of the four DOFs optimization process, each algorithm conducts to results of the effect of the ratio H_0/L_0 over the three times minimized maximal excess of temperature, $(\tilde{\theta}_{max})_{3 \times m}$, and their respective optimal shapes. The curve of effect of the DOF H/L over optimal geometry, is also obtained in five DOFs optimization process. More details about the definition of geometric variables as a function of the restrictions, and degrees of freedom can be seen in Gonzales *et al.* (2015a).

4. RESULTS AND DISCUSSION

The results for the four DOFs optimization process performed by thirty runs of each algorithm, with different versions of SA and DE algorithms, were achieved and saved in a database. The algorithms had the number of iterations limited to 150. All the algorithms conducted to the optimal geometry and maximum excess of temperature three times minimized. However, because of the stochastic nature, the algorithms do not produce the same results in all thirty runs, and the average value is obtained to construct the results seen in Fig. 2, allowing to observe the algorithm version that is closer to the benchmark solution. The benchmark solution is the composition of the best results achieved considering all algorithms and contains the minimum values of $(\tilde{\theta}_{max})_{3 \times m}$, $(\tilde{\theta}_{max})_{4 \times m}$, and its optimal geometries.

In Figure 2 (a), it is possible to observe the effects of H_0/L_0 over $(\tilde{\theta}_{max})_{3 \times m}$ obtained with all algorithms. It can be observed that all methods led to similar results up to $H_0/L_0 = 10$. For ratios $H_0/L_0 > 10$ some differences are noticed. The results reached with DE algorithms have the best agreement with the benchmark solution, mainly the DE1 version. In spite of some differences, results reached with this version properly reproduced the effect of H_0/L_0 over $(\tilde{\theta}_{max})_{3 \times m}$. The SA versions with the cooling schedule functions Exponential (SAEX), Boltzmann (SABO) and hybrid BoltExp (SABE) led to the worst performance for reproduction of the effect of H_0/L_0 over $(\tilde{\theta}_{max})_{3 \times m}$.

Figure 2(b) shows the results for each algorithm analysed in this paper for the effects of H_0/L_0 over H_2/L_2 three times optimized, $(H_2/L_2)_{3 \times o}$. A similar tendency observed in the effects of H_0/L_0 over $(\tilde{\theta}_{max})_{3 \times m}$ is reached with those for of H_0/L_0 over the $(H_2/L_2)_{3 \times o}$. The best agreements were found for $H_0/L_0 \leq 10$, with the exception of SA Exponential where a poor agreement is found in all range for H_0/L_0 . For $H_0/L_0 > 10$ the best representations of the effects of H_0/L_0 over $(H_2/L_2)_{3 \times o}$ are obtained with DE1 and DE3. Some discrepancies are seen for the highest magnitudes of H_0/L_0 , probably by the achievement of some local optimal shapes.

The effects of H_0/L_0 over $(H_1/L_1)_{2 \times o}$ and $(S_1/H_0)_o$ are showed in Fig. 3(a) and Fig. 3(b), respectively. The curve represented by the black line in Figs. 3 (a) and (b) reproduces the effect of H_0/L_0 over the optimal values of the DOFs investigated. Other curves represent mean values obtained with each algorithm. In Figure 3(a) results for all algorithms show a large discrepancy between optimal values of $(H_1/L_1)_{2 \times o}$ achieved with SA and DE methods studied here for $H_0/L_0 < 10$. For $H_0/L_0 > 10$ the averages reached with all algorithm, converge to correct magnitudes. It is worthy to emphasize that differences seen for $H_0/L_0 < 10$ do not affected the global performance due to the insensitivity of this degree of freedom over the thermal performance, except for the SA algorithm with Exponential cooling schedule (SAEX). In Figure 3(b) the effect of H_0/L_0 over $(S_1/H_0)_o$ was better reproduced by the versions of DE algorithm and two versions of SA algorithm (SAC1 and SAC2). The DE1 and DE2 algorithms achieved the best predictions among the compared algorithms.

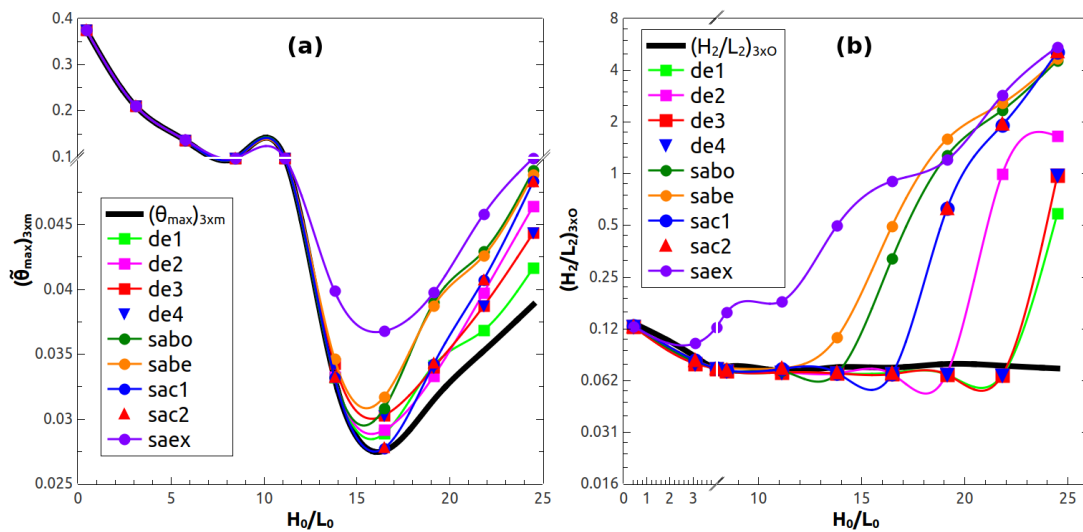


Figure 2- Effect of H_0/L_0 over $(\tilde{\theta}_{max})_{3 \times m}$ and $(H_2/L_2)_{3 \times o}$ obtained with different DE and SA algorithms over: a) over $(\tilde{\theta}_{max})_{3 \times m}$. b) over $(H_2/L_2)_{3 \times o}$.

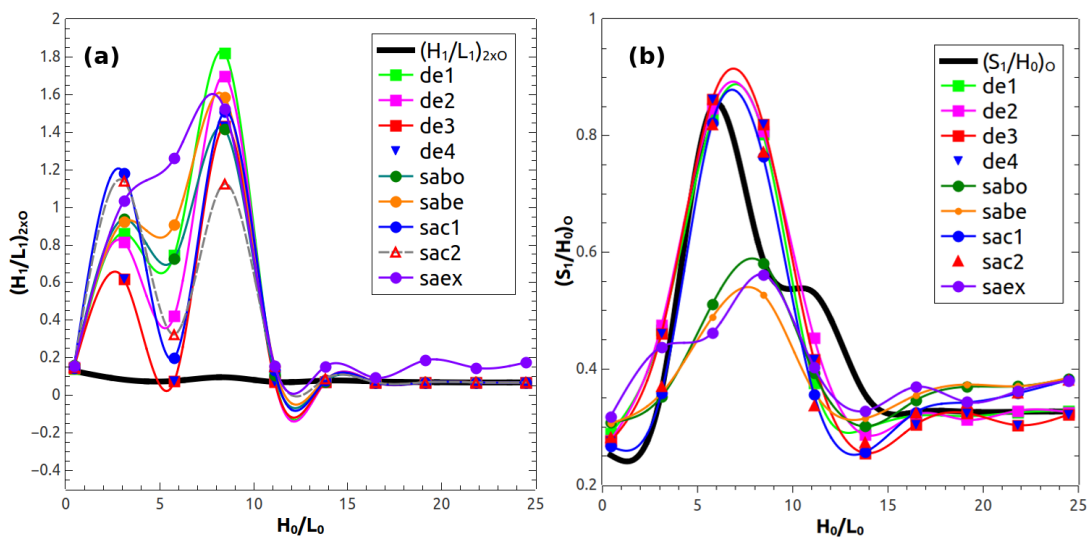


Figure 3- Effect of H_0/L_0 over $(H_1/L_1)_{2 \times o}$ and $(S_1/H_0)_o$ obtained with different DE and SA algorithms over: a) $(H_1/L_1)_{2 \times o}$, b) $(S_1/H_0)_o$.

For the evaluation of 5 DOFs, the number of iterations was changed to 300 in order to improve the search for the effect of H/L over the thermal performance and optimal shapes. For each ratio H/L , 30 runs of each algorithm were performed, and the maximum excess of temperature four times minimized are recorded for different magnitudes of H/L studied here. Then, it is possible to reproduce the effect of H/L over $(\tilde{\theta}_{max})_{4 \times m}$, and respective optimal shapes. Statistical measures were also stored in a database, as well as, the minimal values of the maximum excess of temperature four times minimized and its respective optimal geometries.

Figure 4 shows the minimal values of the maximum excess of temperature four times minimized represented by the black line, and other curves represent the average of this value reached for each algorithm in the geometric optimization process of five DOFs (H/L , H_0/L_0 , H_1/L_1 , H_2/L_2 and S_1/H_0). Results of Fig. 4(a) and 4(b) show that the effect of H/L over $(\tilde{\theta}_{max})_{4 \times m}$ is better reproduced with DE algorithm versions than SA ones. For values of $H/L > 0.5$ all algorithms can reproduce the effect of H/L of $(\tilde{\theta}_{max})_{4 \times m}$ with good accuracy. The same behavior was observed for the degree of freedom H_0/L_0 , where all algorithms can predict the effect of H/L over $(H_0/L_0)_{4 \times o}$.

Figure 5 shows the comparison between the results of the versions of DE algorithm and variants of the SA algorithm to predict the effect of H/L over $(H_2/L_2)_{3 \times o}$. In this case, variations of the DE algorithm have a good agreement with the benchmark solution, with exception of the DE2 version which showed some oscillations for $H/L < 0.5$. The results of the SA algorithm, Fig. 5(b), show some differences for $H/L < 5.0$ in spite of the representation of a similar tendency. For the lowest values of ratio H/L , none of SA algorithms reproduced the magnitudes of $(H_2/L_2)_{3 \times o}$. For values of $H/L > 5$ the versions of SA algorithm SAC1 and SAC2 achieved the most similar magnitudes in comparison with $(H_2/L_2)_{3 \times o}$. The difficulty of the versions of SA algorithm to reach the optimal configuration of H_2/L_2 for the lowest magnitudes of H/L explain the differences found for $(\tilde{\theta}_{max})_{4 \times m}$ shown in Fig.4(b).

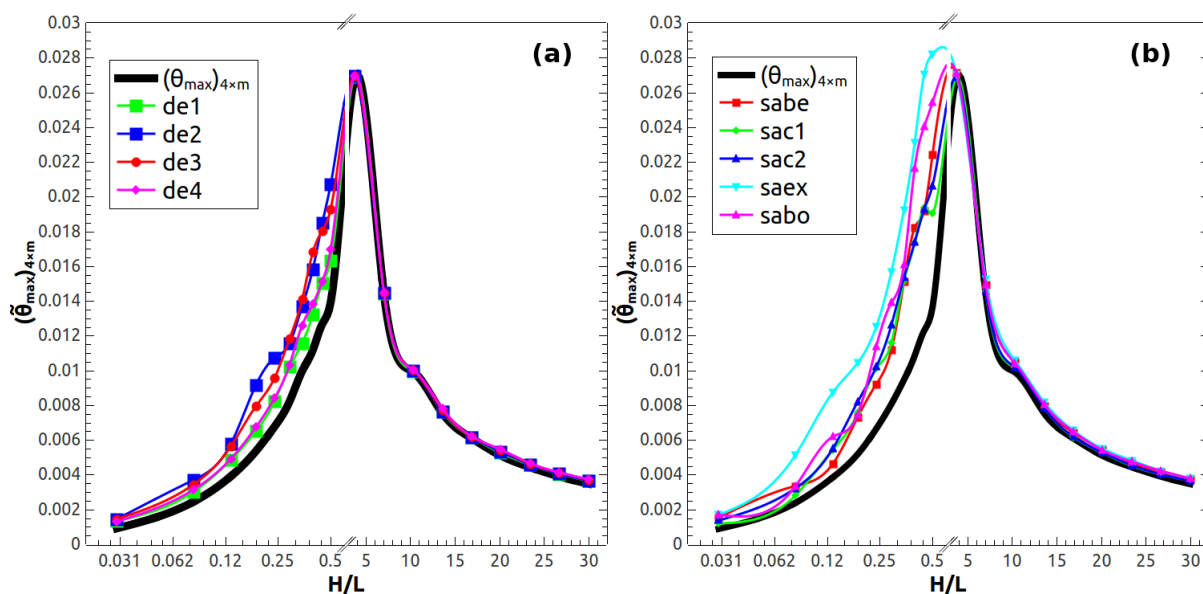


Figure 4- Effect of H/L over $(\tilde{\theta}_{max})_{4 \times m}$ obtained by different optimization methods: a) DE algorithm, b) SA algorithm.

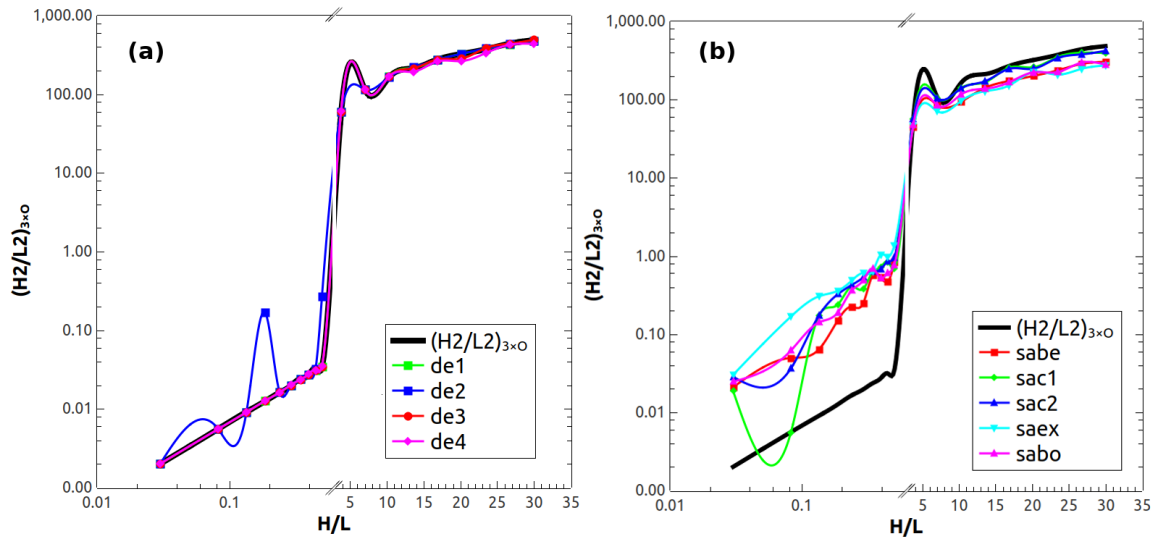


Figure 5- Effect of H/L over $(H_2/L_2)_{3 \times o}$ obtained by different optimization methods: a) DE algorithm, b) SA algorithm.

The effect of H/L over $(H_1/L_1)_{2 \times o}$ is shown in Fig 6. Figure 6(a) shows the results for the DE algorithms, while Fig. 6(b) illustrates the results achieved with the SA algorithms. As can be seen, results reached with DE led to a closer concordance with benchmark solution than those reached with SA. Among the DE algorithms, the best results are obtained with DE1 and DE2. The versions of the SA algorithm achieved divergent results for this DOF, where the worst performance is reached with SAEX, followed by SABE and SABO. The other versions (SAC1 and SAC2) are more similar to those reached with DE3 and DE4 for higher magnitudes of H/L .

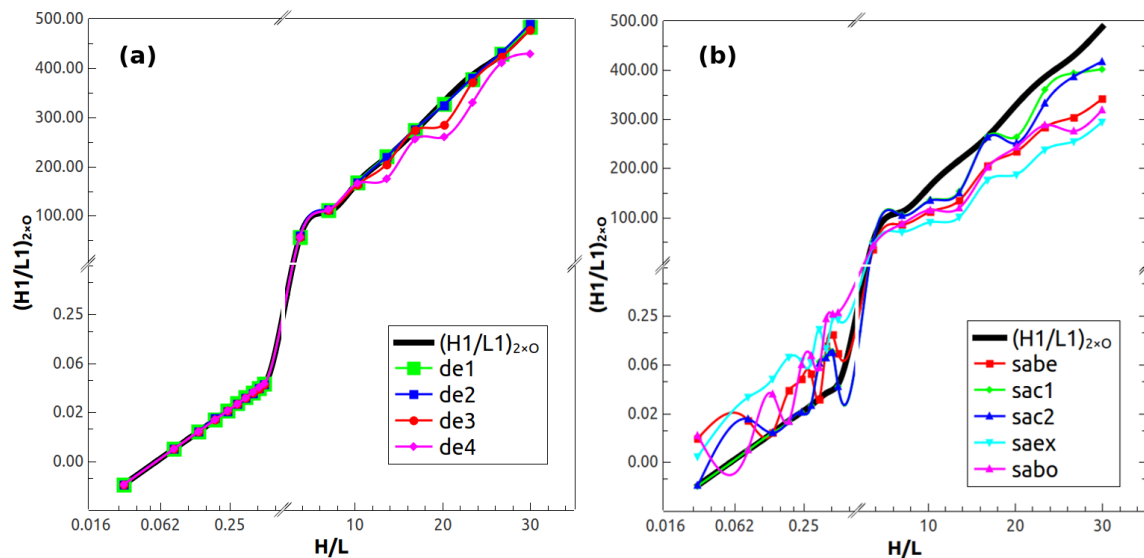


Figure 6- Effect of H/L over $(H_1/L_1)_{2 \times o}$ obtained by different optimization methods: a) DE algorithm, b) SA algorithm.

In Figure 7 it is possible to note that the results for all algorithms diverge from the optimal values of $(S_1/H_0)_{2 \times o}$ for all ratios of H/L . The results in Fig 7(a) show that all versions of the DE algorithm did not reach the optimal values of $(S_1/H_0)_{2 \times o}$ for lower ratios of H/L . In spite

of this fact, DE1 results have a similar tendency to that predicted with the benchmark solution. Figure 7(b) shows that versions of the SA algorithm have a higher difficulty to represent the optimal values of $(S_1/H_0)_{2 \times o}$ for any ratio of H/L analyzed.

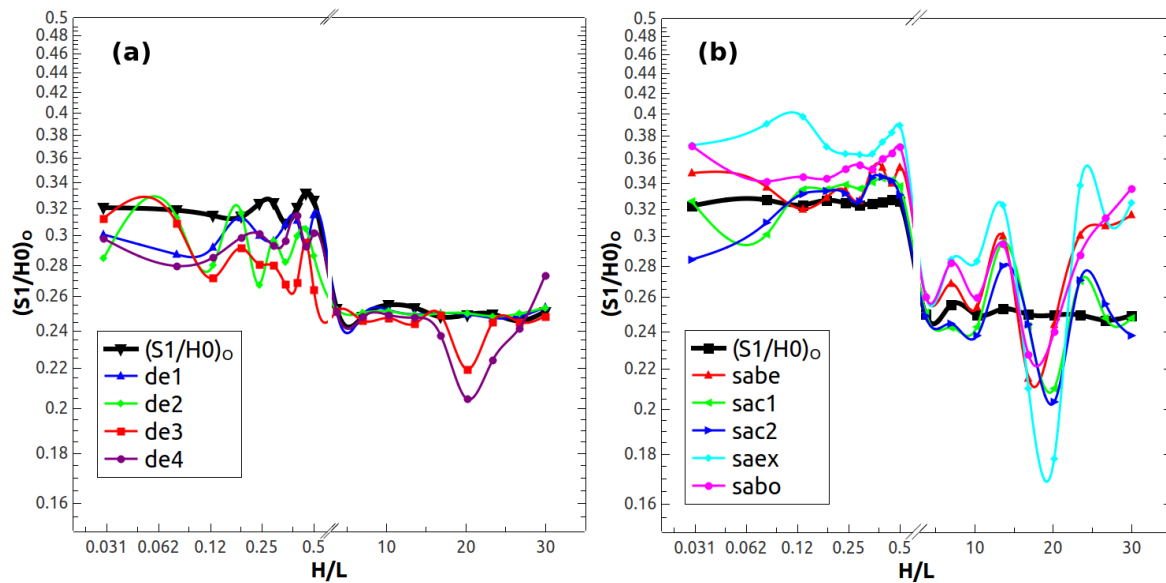


Figure 7- Effect of H/L over $(S_1/H_0)_o$ obtained by different optimization methods: a) DE algorithm, b) SA algorithm.

5. CONCLUSIONS

The present work studied the use of two meta-heuristic, Simulated Annealing (SA) and Differential Evolution (DE), combined with Constructal Design (CD), to perform a geometric optimization in a heat transfer problem. The problem consists of a cooled double-T shaped cavity intruded into a conductive solid wall with constant heat generation. The geometric optimization problem is conducted by the CD method that defines the Degrees of Freedom (DOFs) and constraints. The purpose is to compare the results of the two heuristics to evaluate the efficiency to reproduce the effect of geometric parameters over four and five times minimized maximal excess of temperature reached in the solid wall, and respective optimal configurations for degrees of freedom. The evaluation of geometric configurations over the flow system performance is an important subject into Constructal Design framework. Then, the present study aimed to contribute with recommendations about the best optimization methods to be associated with Constructal Design to the reproduction of the geometry effects over the system performance.

The SA algorithm versions led to inferior performance than those reached with DE methods. However, in an inner comparison between SA versions, the best performance was achieved with hybrid functions of Cooling Schedules (CS) in agreement with previous results presented by Gonzales *et al.* (2015b,a).

Results of optimization for four degrees of freedom indicated that DE algorithms were successful for the reproduction of the effect of degrees of freedom over thermal performance in most of the investigations performed, mainly the DE1 version. For the geometric optimization of five DOFs, the versions of DE the algorithm were also superior to the results of the SA algorithm. For the evaluation with 5 degrees of freedom, the DE1 version was again the most well succeeded to find the best shapes. Results also showed that the DE2 algorithm achieved good

results for some cases, as the effect of H/L over $(S_1/H_0)_o$ and over $(H_1/L_1)_{2 \times o}$. However, this version of the DE algorithm led to worst results on the effect of H/L over $(H_1/L_1)_{2 \times o}$, which influenced the results of $(\tilde{\theta}_{max})_{4 \times m}$. Differences in the Crossover rate (CR) and amplification factor (F) can explain the differences found for the two versions of DE (DE1 and DE2). Probably, the parameters used for DE2 do not represent adequate values to be employed for the present problem. An example is that the DE3 has also the worst results compared to the DE4 version of DE algorithm, and it has the same parameters for CR and F of DE2. Therefore, it is possible to conclude that, for the studied problem, the DE algorithm with parameters used in DE1 is the best recommendation for optimization of cavity problems in a direct comparison with SA, mainly for reproduction of the effect of DOFs over thermal performance and other degrees of freedom.

Acknowledgements

GVG acknowledges IF-SUL and PPGMC-FURG for the support. EDS is sponsored by CNPq (Process: 306024/2017-9). AJSN acknowledges the financial support provided by FAPERJ, CNPq and CAPES.

REFERENCES

- Bejan, A., 1997. "Constructal-theory network of conducting path for cooling a heat generating volume." *Int. J. Heat Mass Transfer*, Vol. 40, pp. 799–816.
- Biserni, C., Dalpiaz, F.L., Fagundes, T.M. and Rocha, L.A., 2017. "Constructal design of T-shaped morphing fins coupled with a trapezoidal basement: A numerical investigation by means of Exhaustive Search and Genetic Algorithm". *International Journal of Heat and Mass Transfer*, Vol. 109, pp. 73–81. ISSN 00179310.
- Biserni, C., Rocha, L.A. and Bejan, A., 2004. "Inverted fins: Geometric optimization of the intrusion into a conducting wall". *International Journal of Heat and Mass Transfer*, Vol. 47, No. 12-13, pp. 2577–2586.
- Biserni, C., Rocha, L.A., Stanescu, G. and Lorenzini, E., 2007. "Constructal H-shaped cavities according to Bejan's theory". *International Journal of Heat and Mass Transfer*, Vol. 50, No. 11-12, pp. 2132–2138.
- Gonzales, G.V., dos Santos, E.D., Isoldi, L.A., Estrada, E.d.S.D. and Rocha, L.A.O., 2015a. "Constructal design of isothermal double-T shaped cavity by means of Simulated Annealing". In *Proceedings of the XXXVI Iberian Latin-American Congress on Computational Methods in Engineering - CIL-AMCE2015*. Rio de Janeiro, Brazil.
- Gonzales, G.V., dos Santos, E.D., Isoldi, L.A., Rocha, L.A.O., Silva Neto, A.J. and Telles, W.R., 2017. "Constructal design of double-T shaped cavity with stochastic methods Luus-Jaakola and Simulated Annealing". *Defect and Diffusion Forum*, Vol. 370. doi:10.4028/www.scientific.net/DDF.370.152.
- Gonzales, G., Estrada, E.d.S., Emmendorfer, L., Isoldi, L., Xie, G., Rocha, L. and dos Santos, E., 2015b. "A comparison of simulated annealing schedules for constructal design of complex cavities intruded into conductive walls with internal heat generation". *Energy*, Vol. 93, pp. 372–382.
- Kirkpatrick, S., Gelatt, C.D. and Vecchi, M.P., 1983. "Optimization by simulated annealing". *Science*, Vol. 220, No. 4598, pp. 671–680.
- Lorenzini, G., Biserni, C., Estrada, E.D., Isoldi, L.A., dos Santos, E.D. and Rocha, L.A.O., 2014. "Constructal design of convective Y-shaped cavities by means of Genetic Algorithm". *Journal of Heat Transfer*, Vol. 136, No. 7, p. 071702.
- Lorenzini, G., Garcia, F.L., Dos Santos, E.D., Biserni, C. and Rocha, L.A., 2012. "Constructal design applied to the optimization of complex geometries: T-Y-shaped cavities with two additional lateral intrusions cooled by convection". *International Journal of Heat and Mass Transfer*, Vol. 55, No. 5-6, pp. 1505–1512.
- Reddy, J.N. and Gartling, D.K., 1994. *The Finite Element Method in Heat Transfer and Fluid Dynamics*. McGrawHill, New York.
- Storn, R. and Price, K., 1997. "Differential Evolution - A Simple and Efficient Heuristic for Global Optimization over Continuous Spaces". *Journal of Global Optimization*, Vol. 11, No. 4, pp. 341–359.
- Xie, Z., Chen, L. and Sun, F., 2010. "Geometry optimization of T-shaped cavities according to constructal theory". *Mathematical and Computer Modelling*, Vol. 52, No. 9-10, pp. 1538–1546.